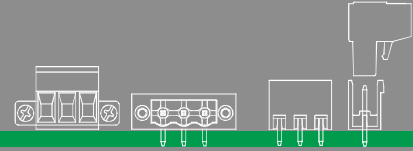


PLUG IN TYPE TERMINAL BLOCK — ETB41 SERIES



CLAMPING TYPE

PITCH=5.08mm

FEATURES

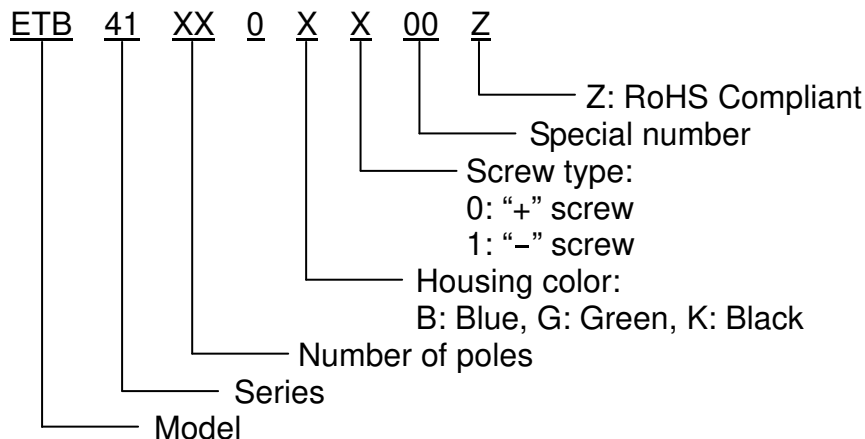
- Special wire protector design to ensure reliable wire clamping
- Be capable of clamping a wide range of wire diameters
- The Male connector of plug using a twin leaf phosphor bronze contact mates with the Female socket
- The Female socket is mounted and soldered to the P.C.B.
- Good for insertion & withdrawal
- UL 94V-0 grade fire retardant engineering plastic used for the housing

SPECIFICATIONS

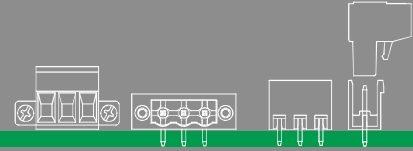
- Pitch 5.08mm
- Wire range 24~12 AWG
- No. of pole per block 2P to 16P
- Rating 10 Amp, 300 VAC
- Housing PA66
- Wire cage Nickel plated over Zinc Alloy
- Contacts Tin plated over Phosphor bronze
- Screws M3.0x0.5P, Zinc plated over Steel
- Torque 0.56 N-m (5.0 lb-in) (Tested by manual torque screwdriver)
- Operating temperature -30°C ~ +110°C (Includes temperature rise limit)
- Stripping length 7mm
- Contact resistance 30 mΩ Max.
- UL Approval 300V, 10A, 24~12 AWG
- CUL Approval 300V, 10A, 24~12 AWG
- TUV Approval 250V, -30°C ~ 110°C, 15A Max., 0.2 to 2.5mm²
- Plug in with ETB43



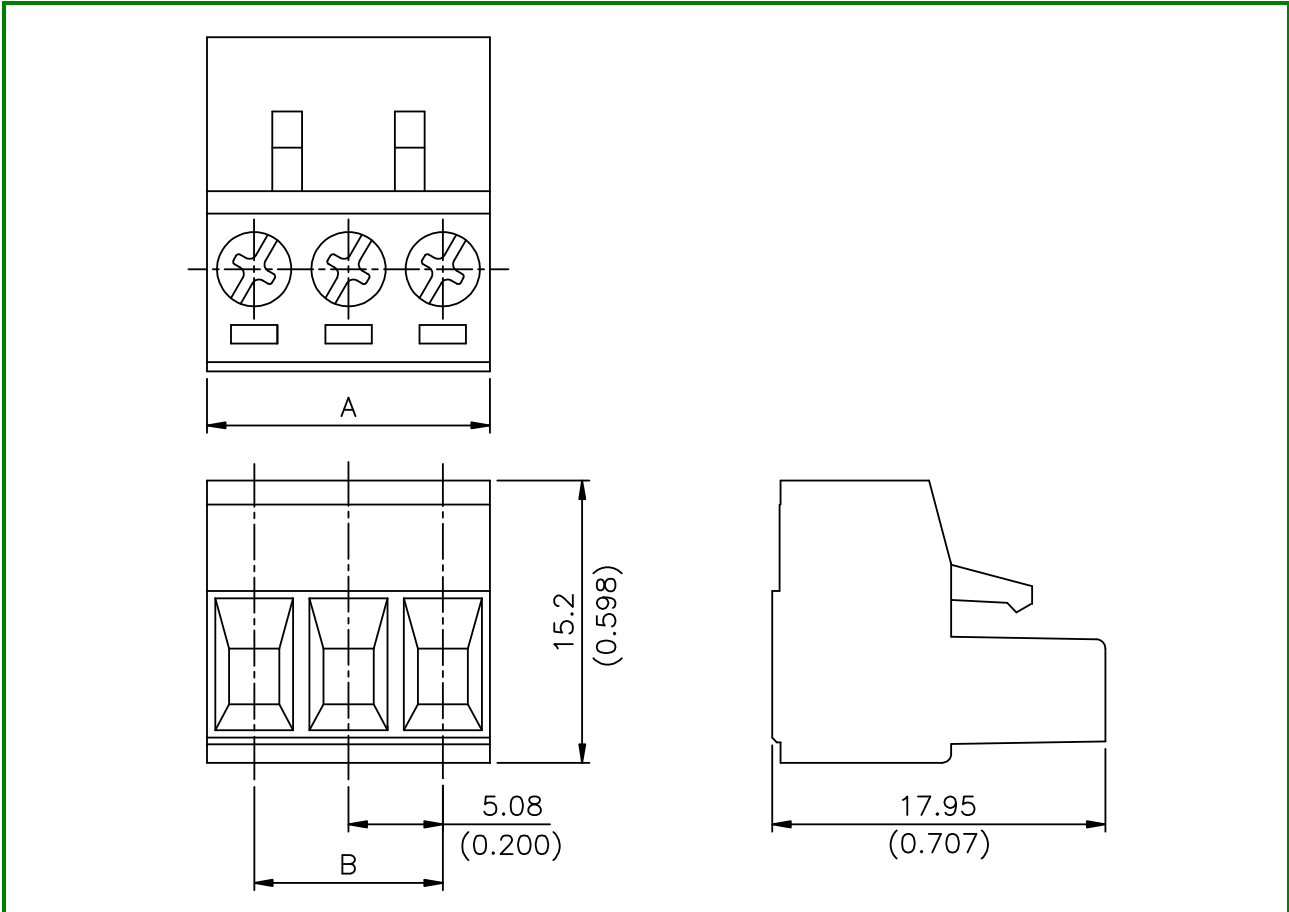
PART NUMBERING SYSTEM



PLUG IN TYPE TERMINAL BLOCK – ETB41 SERIES



■ DRAWING



POLE DIM.	2	3	4	5	6	7	8	9	10	11	12	13	14	15	16
A	10.16 (0.400)	15.24 (0.600)	20.32 (0.800)	25.40 (1.000)	30.48 (1.200)	35.56 (1.400)	40.64 (1.600)	45.72 (1.800)	50.80 (2.000)	55.88 (2.200)	60.96 (2.400)	66.04 (2.600)	71.12 (2.800)	76.20 (3.000)	81.28 (3.200)
B	5.08 (0.200)	10.16 (0.400)	15.24 (0.600)	20.32 (0.800)	25.40 (1.000)	30.48 (1.200)	35.56 (1.400)	40.64 (1.600)	45.72 (1.800)	50.80 (2.000)	55.88 (2.200)	60.96 (2.400)	66.04 (2.600)	71.12 (2.800)	76.20 (3.000)