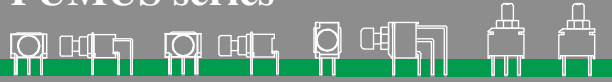


# Sealed Ultraminiature Pushbutton Switches-PUMUS series



## SPECIFICATIONS

**CONTACT RATING:** 0.4 VA max. @ 20 V AC or DC max.

**MECHANICAL LIFE:** 40,000 make-and-break cycles.

**CONTACT RESISTANCE:** Below 100 mΩ typ. initial @ 2-4VDC, 100mA.

**INSULATION RESISTANCE:** 500 MΩ min.

**DIELECTRIC STRENGTH:** 500 Vrms min. @ sea level.

**OPERATING TEMPERATURE:** -40°C to 85°C.

**DEGREE OF PROTECTION:** IP67

## MATERIALS

**HOUSING AND BASE:** Glass filled nylon 6/6 or 4/6 , flame retardant ,heat stabilized(UL94V-0)

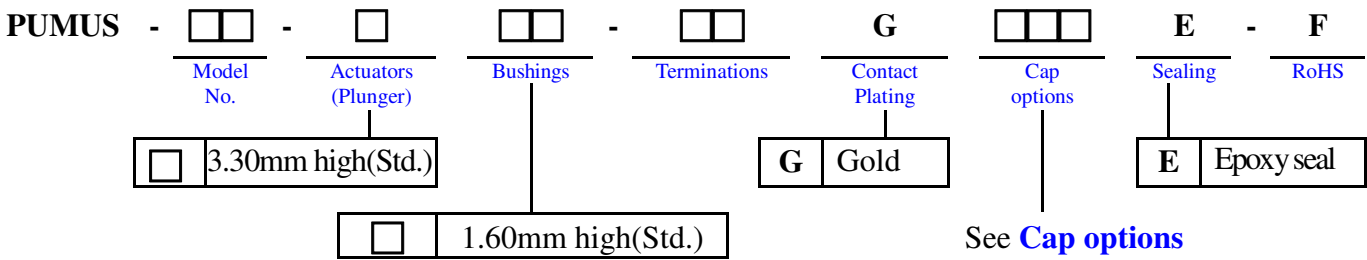
**ACTUATOR:** Glass filled nylon 6/6, flame retardant, heat stabilized (UL94V-0), with standard internal o-ring seal.

**SWITCH SUPPORT:** Steel, with Sn plate.

**CONTACT:** Phosphor bronze, Gold plated.

**TERMINALS:** Brass, Gold plated.

## PART NUMBERING SYSTEM

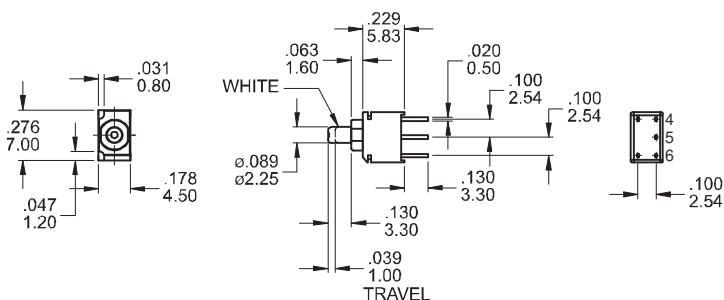


**Model No./ Switching function** ( )= Momentary

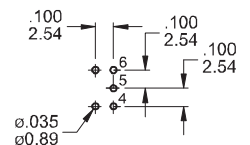
Unit: Inch/ mm

SPST			SPDT		
Model No.	Switching function		Model No.	Switching function	
<b>S9</b>	Off	(On)	<b>S8</b>	ON	(On)
Connected terminals	Open      4-6		Connected terminals	5-6	5-4
Schematic			Schematic		

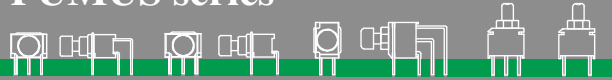
Part No. Shown: PUMUS-S  -M2GE-F  
SPST & SPDT



## P. C. B. Layout



# Sealed Ultraminiature Pushbutton Switches-PUMUS series



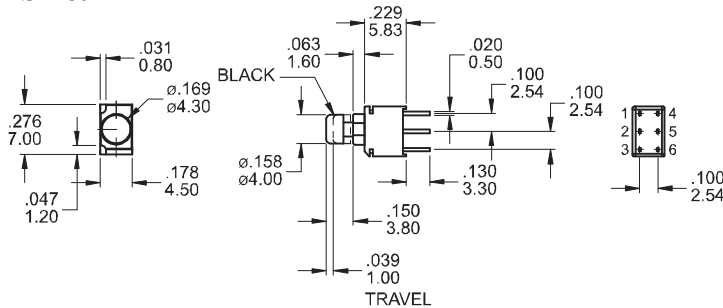
**Model No./ Switching function** ( )= Momentary

Unit: Inch/ mm

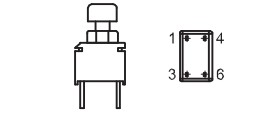
DPST			DPDT		
Model No.	Switching function		Model No.	Switching function	
<b>D9</b>	Off	(On)	<b>D8</b>	ON	(On)
Connected terminals	Open		Connected terminals	2-3,5-6	2-1,5-4
Schematic			Schematic		

Part No. Shown: PUMUS-D□-M2GC12E-F  
DPST & DPDT

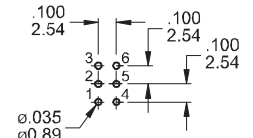
### P. C. B. Layout



### PUMUS-D9 model



Omit 2<sup>nd</sup> & 5<sup>th</sup> terminal



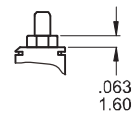
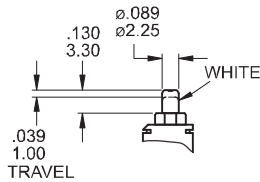
### Actuators(Plunger)

### Bushings

Unit: Inch/ mm

STD.

STD.



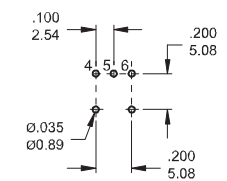
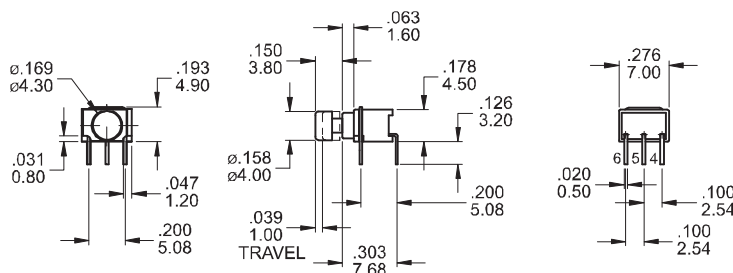
### Terminations & Sealing

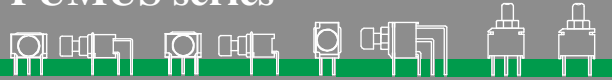
Unit: Inch/ mm

### M6 Right angle P.C. Mount

Part No. Shown: PUMUS-S8-M6GC1□E-F  
SPDT

### P. C. B. Layout





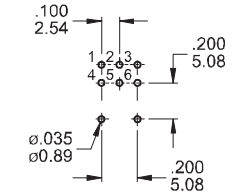
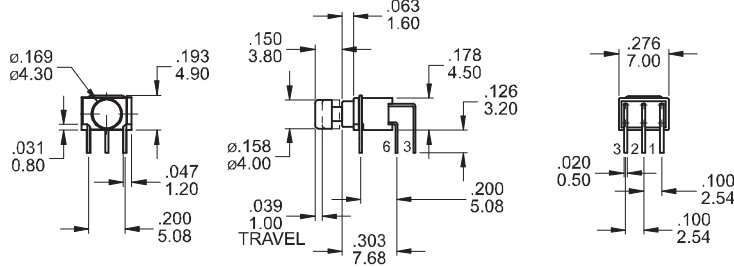
## Terminations & Sealing

Unit: Inch/ mm

### M6 Right angle P.C. Mount

Part No. Shown: PUMUS-D8-M6GC1□E-F  
DPDT

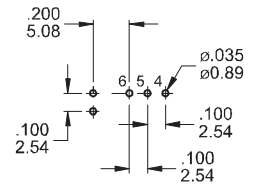
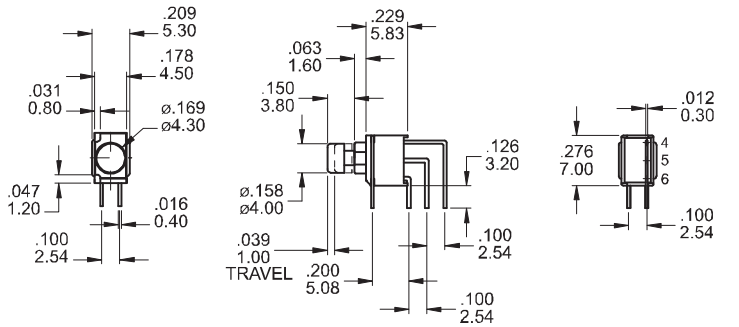
#### P. C. B. Layout



### M7 Vertical right angle P.C. Mount

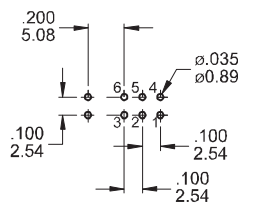
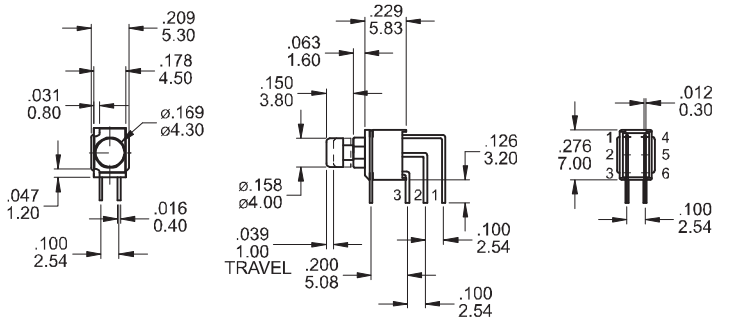
Part No. Shown: PUMUS-S8-M7GC1□E-F  
SPDT

#### P. C. B. Layout



Part No. Shown: PUMUS-D8-M7GC1□E-F  
DPDT

#### P. C. B. Layout



## SOLDERING PROCESSES

WAVE SOLDERING: Recommended Soldering Temperature:  $270 \pm 5^{\circ}\text{C}$

Duration of Solder Immersion: Max 5 sec.(PCB is 1.6mm in thickness)

## Cap options

Unit: Inch/ mm

C1□	Cap color			
	□	Plunger only	2	Black(STD.)
	1	White	3	Red