

■ FEATURES

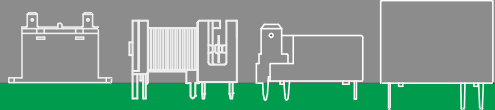
- Single contact Form (SPST) series Relay offers switching capacity 30A in small size.
- Dust cover, sealed & unclosed cover types are available.
- UL Class F insulation available.
- Halogen Free series available.
- Comply with RoHS and REACH regulations.

■ SPECIFICATIONS

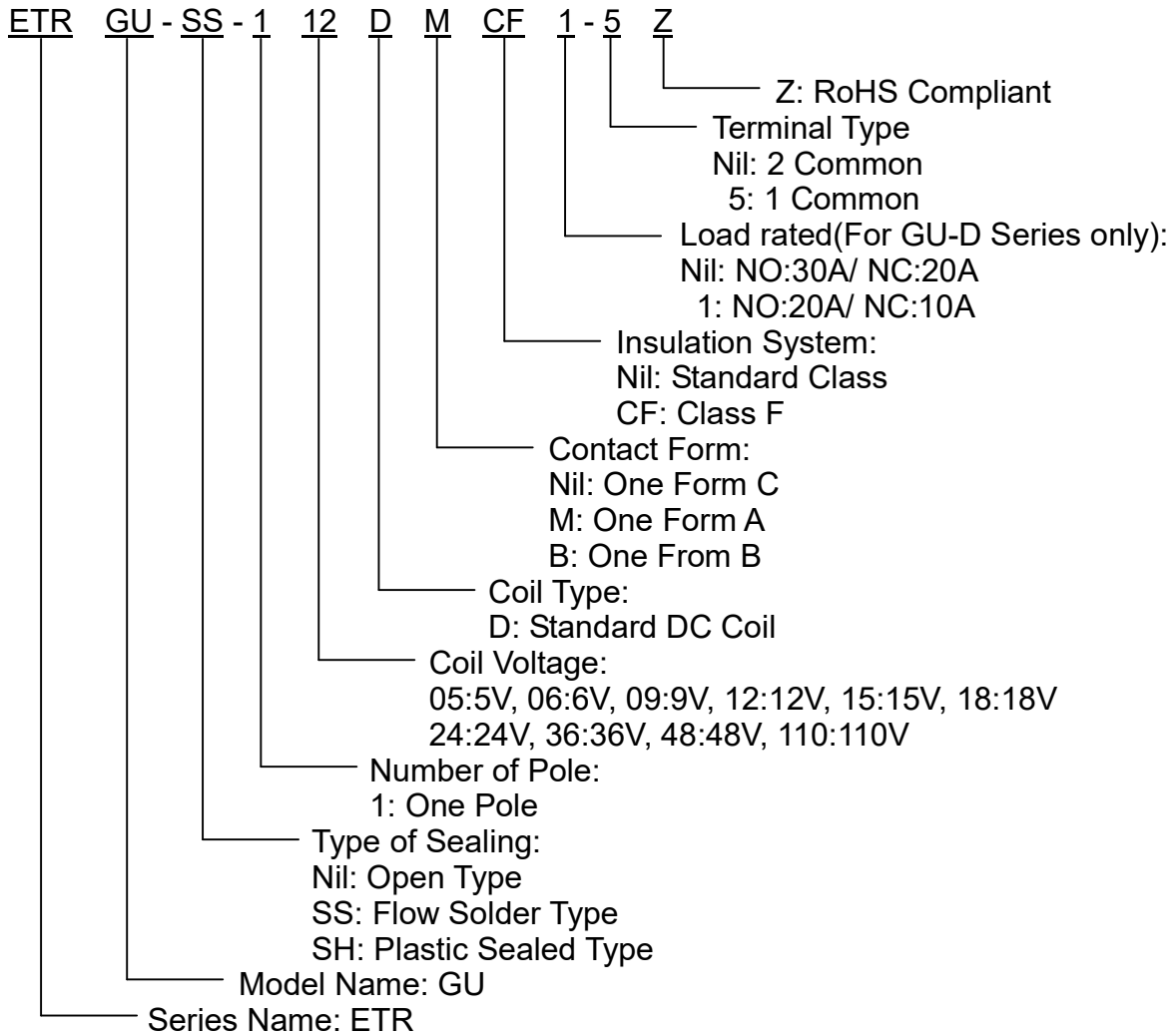
Contact Resistance	Max. 100mΩ at initial value. @1A,6VDC	
Contact Capacity	GU(DM)	30 Amps at 240VAC Cosφ=1 30 Amps at 30VDC L/R=0
	GU(D)	NC: 20 Amps at 240VAC Cosφ=1 10 Amps at 30VDC L/R=0 NO: 30 Amps at 240VAC Cosφ=1 20 Amps at 30VDC L/R=0
	GU(D1)	NC: 10 Amps at 240VAC Cosφ=1 10 Amps at 30VDC L/R=0 NO: 20 Amps at 240VAC Cosφ=1 20 Amps at 30VDC L/R=0
Operate Time	15m Sec. Max.	
Release Time	10m Sec. Max.	
Dielectric Strength	Between coil & Contact:1500VAC at 50/60Hz for one minute Between Contacts: 1500VAC at 50/60Hz for one minute	
Insulation Resistance	100MΩ Min. at 500VDC	

■ COIL SPECIFICATION AT 20°C

Coil Sensitivity	Nominal Voltage (VDC)	Nominal Current (Ma)	Coil Resistance (Ω±10%)	Power Consumption (W)	Pull-In Voltage (VDC)	Drop-Out Voltage (VDC)	Max. Allowable Voltage (VDC)
GU-D	5	185	27	Abt. 0.93	80% Max.	5% Min.	150% (for short time carrying current)
	6	150	40				
	9	93	97				
	12	77	155				
	15	59	255				
	18	47	380				
	24	36	660				
	36	25.8	1,390				
	48	19.4	2,480				
110	8.5	13,000					



■ PART NUMBER SYSTEM

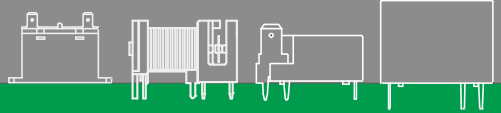


***Marking without: "ETR" & "Z".**

ETR GU-SH-112D



HOME APPLICATION RELAY - ETR GU SERIES



DIMENSIONS ($\leq 5\text{mm} \pm 0.2\text{mm}$, $> 5\text{mm} \pm 0.3\text{mm}$, the tolerance of PCB thru hole: $+0.1\text{mm}$)

