

## ■ FEATURES

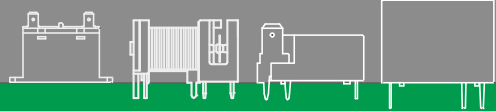
- Switching current up to 25A.
- P.C.Board & Plug-in Terminal available.
- Employment of suitable plastic materials to be applied to high temperature and various chemical solutions.
- Halogen Free series available.
- UL Class F insulation available.
- Comply with RoHS and REACH regulations.

## ■ SPECIFICATIONS

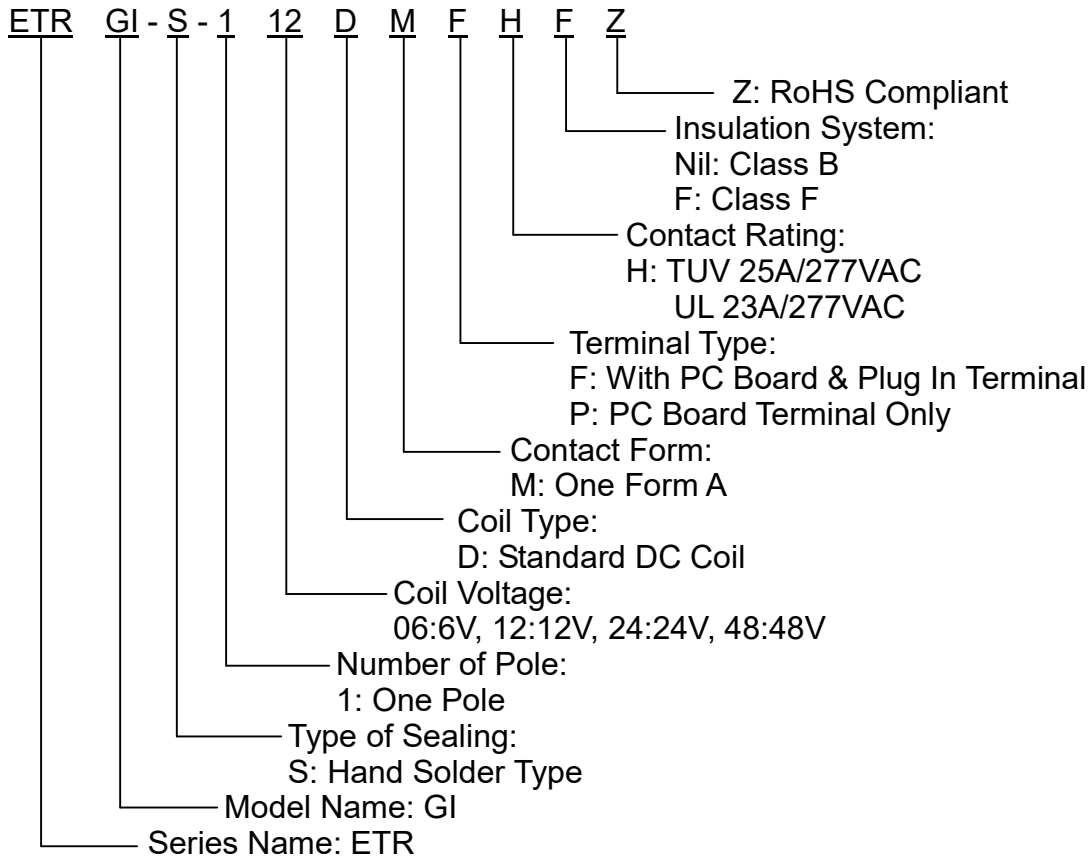
Contact Resistance	Max. 100mΩ at initial value. @1A,6VDC
Contact Capacity	25 Amps at 277VAC Cosφ=1 23 Amps at 277VAC Cosφ=1
Operate Time	20m Sec. Max.
Release Time	10m Sec. Max.
Dielectric Strength	Between coil & Contact: 4000VAC at 50/60Hz for one minute Between Contacts: 1000VAC at 50/60Hz for one minute
Insulation Resistance	100MΩ Min. at 500VDC

## ■ COIL SPECIFICATION AT 20°C

Coil Sensitivity	Nominal Voltage (VDC)	Nominal Current (Ma)	Coil Resistance (Ω±10%)	Power Consumption (W)	Pull-In Voltage (VDC)	Drop-Out Voltage (VDC)	Max. Allowable Voltage (VDC)
GI	6	150	40	Abt. 0.9	70% Max.	10% Min.	110%
	12	75	160				
	24	37.5	640				
	48	18.8	2,560				



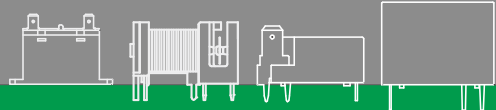
**■ PART NUMBER SYSTEM**



**\*Marking without: "ETR" & "Z".**

**ETR GI-S-112DMPH**





**DIMENSIONS** ( $\leq 5\text{mm} \pm 0.2\text{mm}$ ,  $> 5\text{mm} \pm 0.3\text{mm}$ , the tolerance of PCB thru hole:  $+0.1\text{mm}$ )

